


COMMUNITY ROOM RENTAL INFO

Chamber Member Rate \$85 Per Hour*


Non-Chamber Member Rate \$135 Per Hour*

*Please see WPHF COMMUNITY ROOM RENTAL AGREEMENT FOR COMPLETE DETAILS

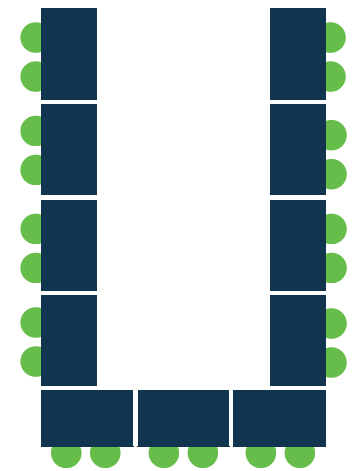
LAYOUT OPTIONS




BOARDROOM
Max 28




THEATER
Max 72



OPEN U
Max 26



LUNCHEON
Max 50



CLASSROOM
Max 36


COMMUNITY ROOM RENTAL INFO

Chamber Member Rate \$75 Per Hour*


Non-Chamber Member Rate \$125 Per Hour*

*Please see WPHF COMMUNITY ROOM RENTAL AGREEMENT FOR COMPLETE DETAILS

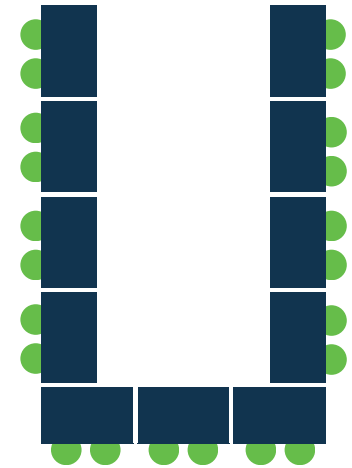
LAYOUT OPTIONS




BOARDROOM
(up to 36)




THEATER
(up to 86)



OPEN U
(up to 30)



LUNCHEON
(up to 60)



CLASSROOM
(up to 60)


COMMUNITY ROOM RENTAL INFO

Chamber Member Rate \$75 Per Hour*


Non-Chamber Member Rate \$125 Per Hour*

*Please see WPHF COMMUNITY ROOM RENTAL AGREEMENT FOR COMPLETE DETAILS

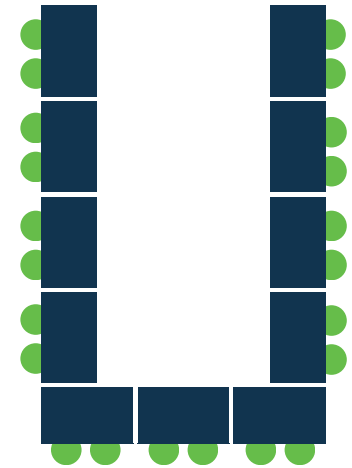
LAYOUT OPTIONS




BOARDROOM
(up to 36)




THEATER
(up to 86)



OPEN U
(up to 30)



LUNCHEON
(up to 60)




CLASSROOM
(up to 60)

COMMUNITY ROOM RENTAL INFO

Chamber Member Rate \$75 Per Hour*


Non-Chamber Member Rate \$125 Per Hour*

*Please see WPHF COMMUNITY ROOM RENTAL AGREEMENT FOR COMPLETE DETAILS




LUNCHEON
Max 50


LAYOUT OPTIONS




THEATER
Max 86



OPEN U
Max 28



BOARDROOM
Max 32



CLASSROOM
Max 60



WINTER PARK
CHAMBER OF COMMERCE